

FLUORESCENCE MONITORING

Check and correct fluorescence imaging systems with Argolight

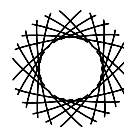


RELIABLE FLUORESCENCE IMAGING

Fluorescence-based systems fluctuate on a daily basis which can lead to analysis data with much uncertainty. That's why Argolight developed calibration slides that help you to check regularly crucial parameters of your fluorescence system (homogeneity, distortion, chromatic shifts, resolution, intensity, spectral response, repositioning etc.) in order to ensure precise and repeatable data.

YOUR BENEFITS

- :: Standardisation and quality control of fluorescence imaging systems
- :: Monitoring of photobleaching
- :: Time saving quality protocols
- :: Detection/prevention of system failure



ARGOLIGHT
A Precision Company

CALIBRATION SLIDES FOR FLUORESCENCE MICROSCOPES

The calibration slides of the second generation (V2) contain several extremely stable fluorescence patterns with precisely defined features. Each pattern is used to evaluate one or more parameters of your microscope and can be excited with any wavelength between 250 nm and 650 nm.



Argo-LM V2

For low magnification systems (e.g. widefield)

- ▶ 5 fluorescent patterns



Argo-HM V2

For high magnification systems (e.g. confocal)

- ▶ 16 fluorescent patterns



Argo-SIM V2

For algorithm-based super-resolution systems (e.g. SIM)

- ▶ 27 fluorescent patterns

SPECIFICATIONS

Dimensions:

75 x 25 x 1.5 mm

Excitation range:

continuum 250 – 650 nm

Usable for

wavelengths:

from 350 nm to 1100 nm

CALIBRATION SLIDES WITH POWERMETER


The Argo-POWER slides are additionally equipped with a compact and sensitive power sensor. There's no need to modify your setup. Its shape and thinness make it fit adequately inside your microscope. Argo-POWER sensors are calibrated and traceable to National French metrology institute (LNE) standards.



Argo-POWER^{LM} V2

For low magnification systems (e.g. widefield)


- ▶ 5 fluorescent patterns



Argo-POWER^{HM} V2

For high magnification systems (e.g. confocal)

- ▶ 16 fluorescent patterns



Argo-POWER^{SIM} V2

For algorithm-based super-resolution systems (e.g. SIM)

- ▶ 27 fluorescent patterns

SPECIFICATIONS

Dimensions:

75 x 25 x 6 mm

Excitation range:

continuum 250 – 650 nm

Usable for

wavelengths:

from 350 nm to 1100 nm

Realtime power

measurement:

from 10 μ W to 100 mW

SOFTWARE



All Argolight hardware comes with **DAYBOOK 3 software** which standardizes the analysis of your images and allows to compare results between various operators and systems.

CALIBRATION MICROPLATES



Argo-WP are designed to be used with fluorescence or multimode plate readers and provide several reference fluorescent patterns. Ideal for high-content screening (HCS), high-content analysis (HCA) or high-throughput screening (HTS).