

AF-2100 LED LIGHT SOURCE SERIES

For daily routine in fluorescence microscopy

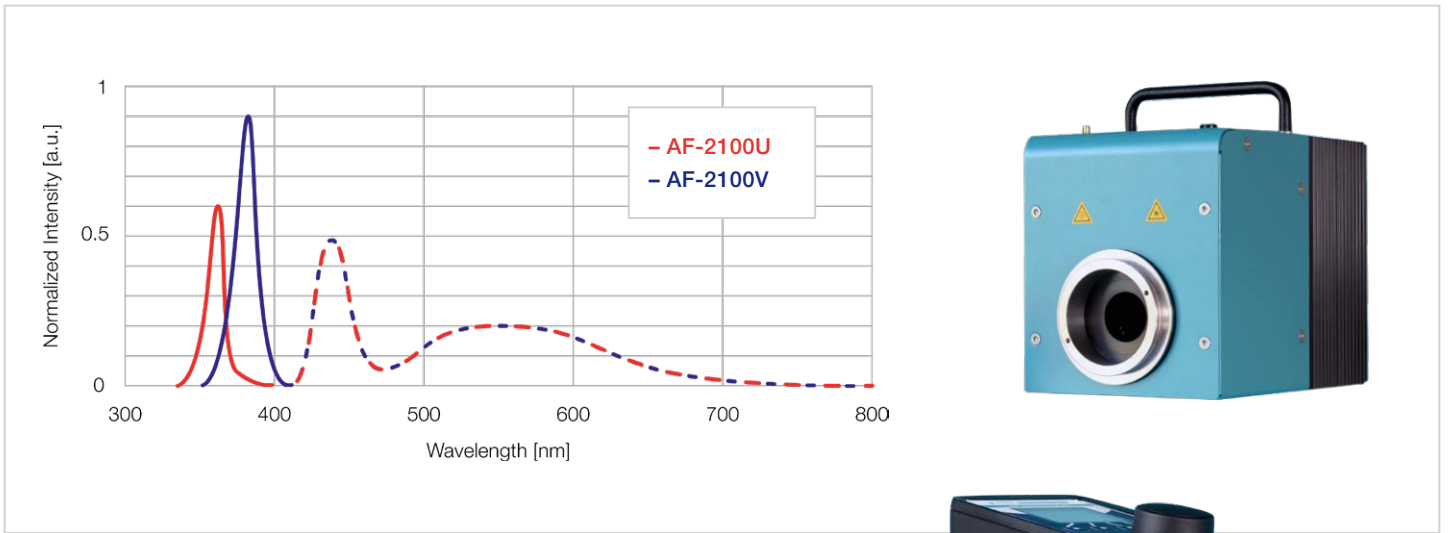


BROADBAND LED LIGHT SOURCE

The AF-2100 is a powerful light source with two channels that supports both simultaneous and separate light output in the UV/VIS spectrum. Due to the LED technology used, it's an excellent alternative to classic short arc or metal-halide light sources, as a very high light intensity is provided without generating unwanted heat. An ideal lighting solution, e.g. for DNA diagnostics with FISH, mFISH, CGH or PCR!

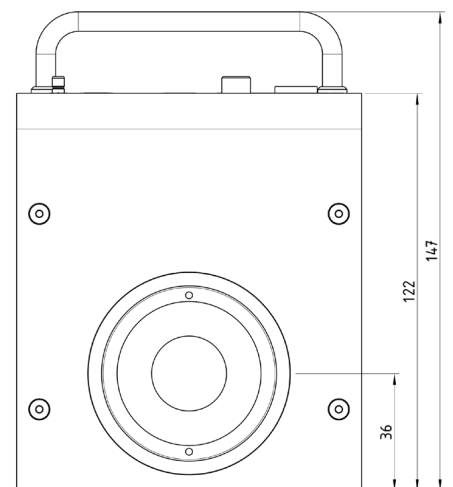
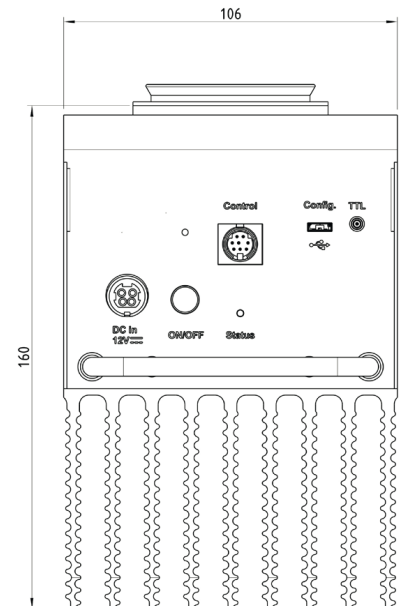
TOP BENEFITS

- :: Output power up to 3400 mW
- :: Spectral output 365 – 680 nm
- :: Silent and vibration-free
- :: Direct microscope coupling
- :: Lifetime > 25,000 hours
- :: Control via software/controller



PRODUCT DETAILS

Description	
Dimming range	5 to 100 %
Rise time	< 2 μ s
CW mode	Continuous operation with adjustable luminous flux, Separate setpoints for both channels
Follow mode	Level controlled operation (TTL) with preconfigured luminous flux Signal propagation time: < 1 μ s
Pulse mode	Edge-controlled pulses (delay, pulse length and luminous flux preconfigurable).
Interfaces	<i>Control:</i> Mini-DIN for control via control panel <i>Config:</i> USB-C for configuration, operation & status messages <i>TTL:</i> SMB socket for follow mode and pulse mode <i>DC_{in}:</i> 4-pin power DIN <i>Optical output:</i> Collimation optics with microscope adapter (for Zeiss, Leica, Nikon, Olympus, customized)
Power supply	100 to 240 VAC \pm 10 %, 50 to 60 Hz, rated power 85 W
Dimensions	approx. 160 mm x 105 mm x 150 mm (L/H/W)
Weight	approx. 2 kg



ORDERING INFORMATION

Order Number	Description
L70-2100U	AF-2100U for 365 nm & 410 – 650 nm; Output: > 2800 mW
L70-2100	AF-2100V for 385 nm & 410 – 650 nm; Output: > 3300 mW
L70-005	Controller